










Performance to Benchmarks – KPI Sub Dimensions

●●●● 95%+ Target ●●●● 66 – 95% of Target ●●●● 33-66% of Target ●●●● Less than 33% of Target

 ECONOMY	 ICT	●●●●
	 Productivity	●●●●
	 Infrastructure	●●●●

 ENVIRONMENT	 Environment	●●●●
	 Energy	●●●●

 SOCIETY AND CULTURE	 Education, Health and Culture	●●●●
	 Safety, Housing and Social Inclusion	●●●●